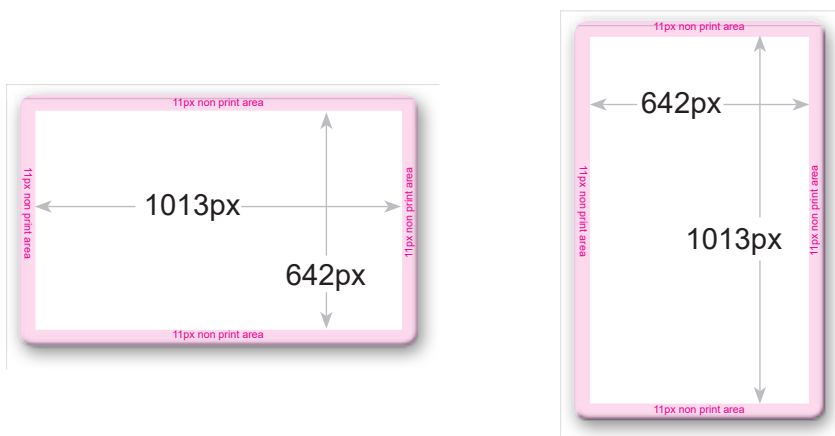


Tips for printing Custom HoloKotes for Rio Pro 360 printers

HoloKote is an anti-counterfeit watermark that is imprinted on the card during the normal print cycle. Please follow the information in this guide to show you how to produce good Custom HoloKote designs.

Canvas size

The maximum image size for Custom HoloKote for Rio Pro 360 in portrait and landscape is **1013 x 642 pixels**.



Effective design layout examples


The HoloKote image can be designed to fit anywhere within this area either as a single location, full stretch or in a grid pattern.





Effective design layout examples (HoloPatch)


The HoloPatch image can be designed to fit into the HoloPatch cards single location, with multiple options for the rest of the card. (*M9006-796 HoloPatch cards will be required)



HoloPatch tile



HoloPatch Image and tile



HoloPatch Grid 4x6

Pixel width

When designing your artwork it is important to check that any components have a width greater than 1 pixel.

Any design elements such as lines or fonts at 1 pixel width or less may print partially broken or fail to print at all.

A 2 pixel line or type width is the suggested minimum thickness for HoloKote output quality.



Gradients

It isn't possible to print a HoloKote design that has a gradient or shadow as part of the artwork, any designs submitted with these features will be rejected.




For best results always use solid black and white.

Colour designs

Any colour or greyscale image submitted using the online tool will automatically be converted into a black and white image. This process means that we cannot always guarantee the desired output required.

To guarantee an optimum HoloKote output, the submitted artwork should be **solid black and white** only and preferably on a white background.



HoloKote print area coverage

We advise a HoloKote design should not cover more than 45% of the card area. Areas of more than 45% may cause print quality issues.



Cards with feature areas

When using cards which have features such as chips or holograms, make sure the HoloKote design does not cover them.



Design uniqueness, trademarks and copyright

On submitting a custom HoloKote image or logo, automatic and manual checks will be performed by Magicard's security team.

We will check for the following:

- Whether the design is under trademark or copyright.
- We may ask for proof that you are the holder of the trademark.
- Whether the design is too similar to another design owned by another company or installed on another printer.

